



Omnephase

AC Phase Control/Series 202, 204, 602, 604, 1002, 1004, 1502, 1504, 2502, 2504



"A" Style



"B" Style



"202" Style

Key Features

- Power capacity up to 6000 watts.
- Thick film technology.
- Simple 3 terminal connection.
- Low hysteresis effect—double time constant.

Key Features

- Low cost.
- 5,10,15 and 25 amp ratings.
- Compact size.
- Rugged epoxy encapsulated design.
- Heat sink or potentiometer mounting.

Key Features

- Low cost.
- Totally encapsulated circuit.
- 2 amp rating (120 VAC).
- Double time constant.
- Printed circuit board mounting.



Industrial Products Distributing, Inc.

4081 S.R. 182
New London, OH 44881 USA
Phone: 419-929-5099
Toll-free: 800-843-8142
Fax: 419-929-4215
Toll-free fax: 800-731-8142
www.ipdco.com
info@ipdco.com

Omnephase

AC Phase Control — Applications Data



Standard Connection



Standard Connection with RFI* Added

*Supplied by Customer.
Recommended Values for "L" & "C"
L = 100 Micro Henry
C = .1 mf 400 volt



Fan Speed Control with RFI Added



Temperature Control for Transformer Type Soldering Iron

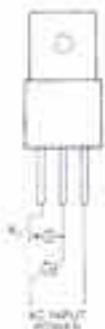
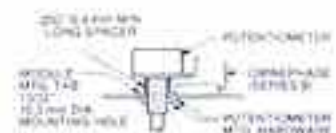


Switched R_r
Replacing Potentiometer. Typical Applications Include Blender / Mixers, Heater Controls, Speed Controls, Lamp Dimming.

Mounting:

"A" Series Omnephase are designed to be riveted or bolted to a chassis or heat sink.
"B" Series Omnephase mounts directly onto the 3/8" shaft of any standard potentiometer. See sketch.

All Omnephase should be mounted to a thermally conductive surface for maximum heat dissipation. It is recommended a heat sink compounded such as Dow Corning #340 be used between the control and the mounting surface.



AC Motor Speed Control with Positive Feedback.

"G" represents an AC generator providing between 50 to 100 VAC and directly coupled to the shaft of the driving motor (M) which may be an induction motor. R_r adjusts the speed setting while providing a feedback loop to maintain a constant output speed under varying load conditions.



Shunt Feedback Control System.

Shunt feedback control system. When R_r is a negative coefficient resistance element such as a thermistor or a photocell, the "Omnephase" may be used to control temperature or light intensity as a function of the value of R_r. A feedback loop is thus established and maintains a specific output to the load.



Industrial Products Distributing, Inc.

4051 S.R. 162

New London, OH 44851 USA

Phone: 419-929-5093

Toll-free: 800-543-8142

Fax: 419-929-4218

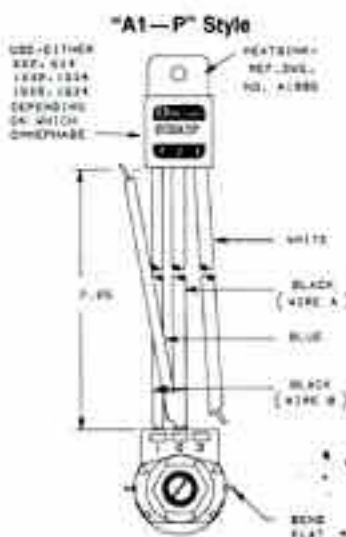
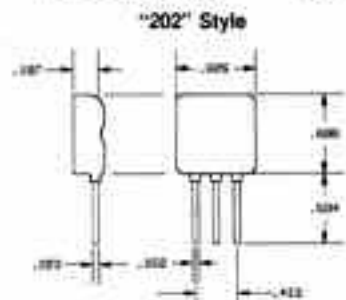
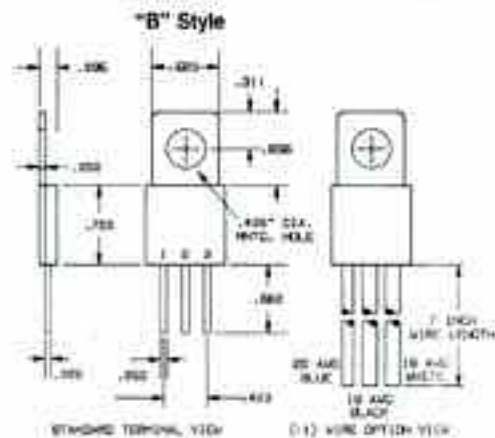
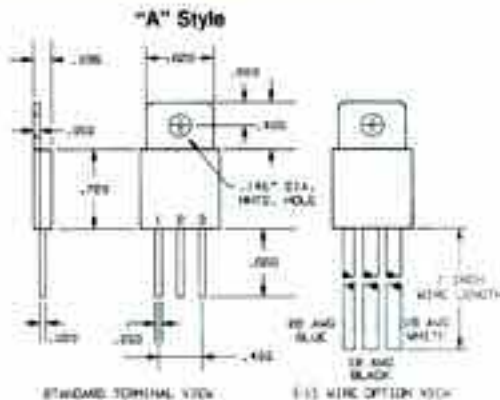
Toll-free fax: 800-731-8142

www.ipdco.com

info@ipdco.com

Omnephase

AC Phase Control



Specifications

Electrical

Phase Control

- Low hysteresis effect
- Full wave control

Input

- 120 or 240 VAC RMS
- Frequency: 50/60 cycles

Output

- Triac output full wave AC
- Rating Max: 2, 4, 10, 15, and 25 amps
Min: 40 milli amps
- Max power capacity to 6000 watts
- Hysteresis: 15% typical
- Forward Voltage Drop: 1.5 volts
- Leakage Current: 1.5 milliamperes
- Off State Voltage: 400 volts
- Peak Surge on State Current: 10 times rated current for 1 cycle at 60 Hertz

Protection

- Dielectric Insulation: lead to 100 — 1500 volts RMS

Physical

- Mounting:
"A" Style: 9/64" hole for #6 screw
"B" Style: 13/32" hole for potentiometer
- Termination: three 18/32" leads
- 0" wire leads
- Weight: 10 grams


Environmental

- Operating temperature: measured at the triac — 40° C to +95 degrees C maximum
- Storage Temperature: -40 degrees C to +125 degrees C maximum
- Humidity: 95% relative

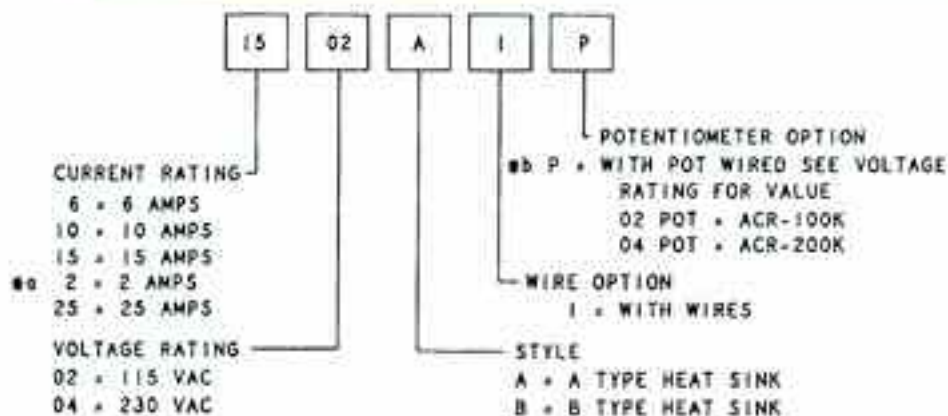
Typical Output V/S External Potentiometer



Typical Output Waveform



Omnephase Product Numbering



● NOTE a WIRES ARE NOT AVAILABLE ON 2 AMP SERIES

● NOTE b POTENTIOMETER AVAILABLE WITH "A" HEATSINK ONLY



Industrial Products Distributing, Inc.

Toll-free: 800-543-8142 • Toll-free fax: 800-731-8142
 www.ipdco.com • info@ipdco.com

